

ALLISEE



Supremacy

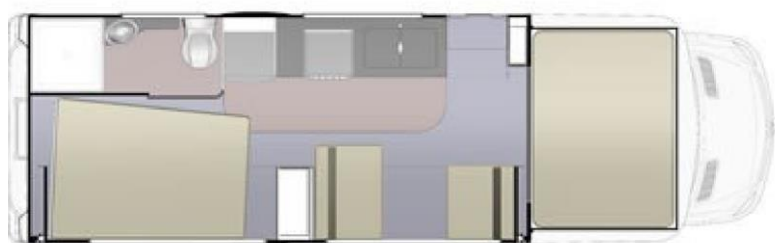
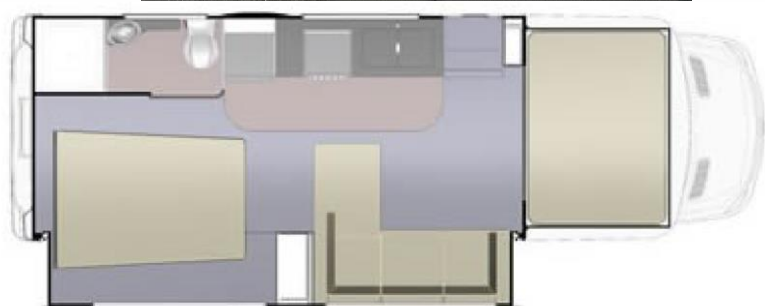


Large Spacious Living Area

Modular seating area for convenience




Large useable kitchen with engineered stone benchtops



Full bathroom with diesel hot water system



Full size walk island bed



2024 ALLISEE SUPREMACY TECHNICAL DATA AND SPECIFICATIONS

CHASSIS

Hey Mercedes Car Play
Active Distance Assist DISCTRONIC
Fog lamps with cornering function
Certified Tow Bar 2000kg Capacity
Keyless entry / start
Paddle shift
ABS Braking System
Dual rear vision cameras
Moulded Cab running board
Swivel front comfort seats
Driver and passenger air bags
Leather steering wheel
Climate controlled Airconditioning
Wheel Spacers
4 X Electric Stabiliser Legs

BODY

Engineered insulated wall, roof and floor panels
Glass double glazed windows
Full galvanised subframe
Fibreglass moulded Luton and roof
Fibreglass rear wall mould with spoiler & bumper
Retractable electric step
4.5m External Awning
Large roof vents

KITCHEN

200 litre compressor fridge/freezer
Twin Induction Hob
Convection Microwave Oven 34 litre
Solid Surface bench top
Soft close drawer runners with electronic locking
Flush mount rangehood
Integrated water filter
Large electronic opening pantry
Central Vacuum cleaner

LIVING

Modular lounge / dining area
Solid surface adjustable table with occasional table
Additional certified seat belts for 2 – total occupancy 4

BATHROOM

Porcelain cassette toilet
Separate shower compartment
Electric extractor fan with light
Solid surface bench top

WATER/ELECTRICAL

2 x 230amp 24volt lithium house batteries (920amp
12volt equivalent)
1440W Solar system
24volt 150amp Secondary House alternator
12 / 230V power throughout
12V LED dimmable lighting
Audio speaker system throughout
5kw Diesel water heating
4kw Ducted Diesel Air heating
12V Water pump
External shower

BASE VEHICLE

Basic Vehicle	Mercedes Benz Sprinter 519
Engine	4 Cylinder 2 stage turbo
Transmission	Automatic 9 speed
Rated Output	140kw (190Hp) @3800rpm
Max Torque	450Nm @1400-2400rpm
Fuel	Diesel with 93l tank
Drive Wheels	Rear Wheel drive/Dual rear wheel
Tyres	205/75 R16C
Wheelbase	4325mm
Brakes	Disc
GVM	5500kg
License	Class 1 drivers licence

DIMENSIONS

External length	7900mm
External width	2445mm
External Height	3290mm
Internal height	2060mm avg
Luton height	725mm

FILLING CAPACITIES

Fresh water volume	250 litres
Grey water volume	230 litres

ON BOARD TECHNOLOGY

Monitoring & Control	Czone - Digital Network
Sound Entertainment	Fusion stereo with blue tooth & WIFI
Visual Entertainment	2 x 27" Smart TV
Inverter Mastervolt	2 x (Combi 24/3500-100)
Slide out	Schwintek slide out mechanism
Tablet Control	Apple Compatible

OPTIONAL UPGRADES

Bike rack
Tap wear upgrade
Electric Slide out BBQ



07 850 5512

021 850 598

www.almgroup.co.nz

sales@almgroup.co.nz

10 Udy Place, Te Rapa, Hamilton